

In this Issue: [Featured Article](#) | [Featured BI Report](#) | [Usage Metrics](#) | [Success Story](#) | [Tips](#) | [BI Training](#)

Featured Article: Power BI Reporting Services

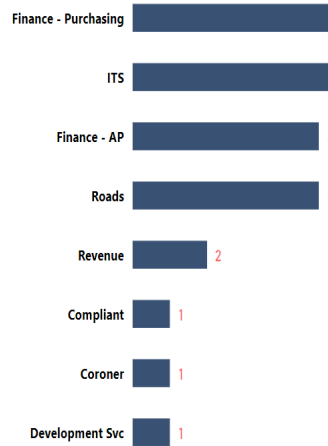
Power BI Reporting Services (PBIRS) is the on-premise Power BI solution that houses reports with interactive visuals you can access anywhere anytime. All Jefferson County employees can access Power BI reports on this platform.

Success Story

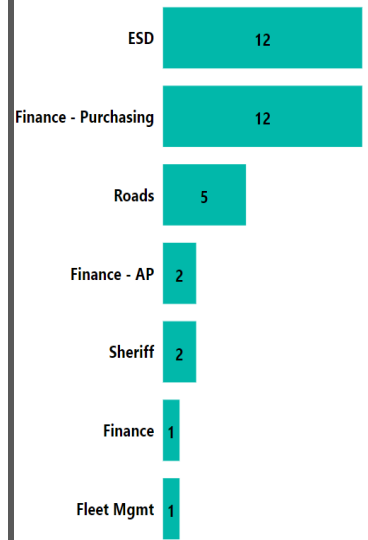
"Using BI Reports has made it so simple to get the information we need here at the Jefferson County Roads and Transportation Department. Power BI reporting has helped me personally spot several data errors that were missed. Also, I use Power BI to gather information needed to compile reports for my supervisors, such as paving information, cost analysis, and man hour totals. The export option to Excel is an awesome benefit of using Power BI. I can export and sort the information nearly anyway I need. Power BI is very easy to use. Just tell the software what you need and it's there." - Tommy Bigham, Roads & Transportation

Usage Metrics

BI Report by Department

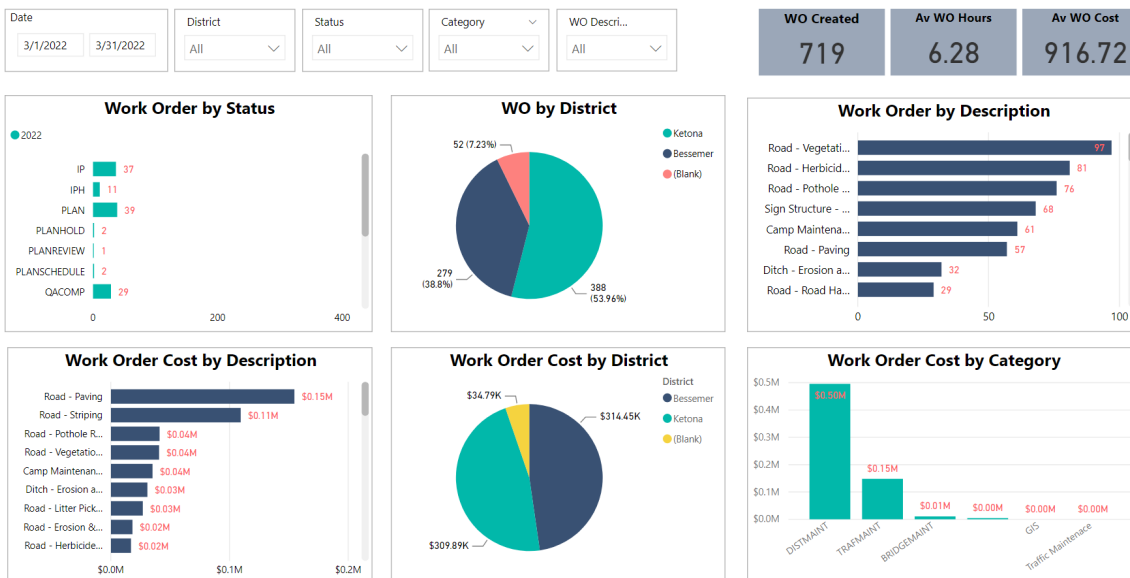


PBI Training Class Attendees by Department



Power BI Report - Spotlight

Road & Trans - Work Order Dashboard



Click to Export data to Excel.

The 3 ellipses on a visual to Export data to Excel.

BI Training

ITS dept. is offering hands-on Power BI (PBI) user training classes. Click [here](#) to sign up.

Have questions? Want a demo?

Contact: BI_Team@jccal.org

